

Home Learning

Week: 3 March 2021 - World Book Day and Wildlife

BARNET_EARLY_YEARS_ALLIANCE JAN 09, 2021 03:03PM

Stories, Phase One Phonics & Songs

World Book Day

Thursday 4th March is World Book Day.

We encourage you all to celebrate by reading stories together as a family to help your child develop a love of reading (and learning).

Did you know? If you read just ONE book a day to your child, they will have read 1825 books by their 5th birthday!

There are lots of free resources, activities and 'share a story videos' to watch together click below to see.

Share a Story Corner

Our website uses cookies to distinguish you from other users and enhance your user experience. They also help us improve our site. By continuing to browse the site, you are agreeing to our use of cookies. Learn more OK, I agree
Take ten minutes to share stories with your little ones.

WORLD BOOK DAY



Walking through the Jungle

Wednesday is World Wildlife Day so we have chosen some of our favourite animals stories to share with you.

What animals can we find in the Jungle? Don't forget to join in too!



Walking through the Jungle

by BEYA

YOUTUBE

Phonics

Can you listen and guess the sounds of these animals ?



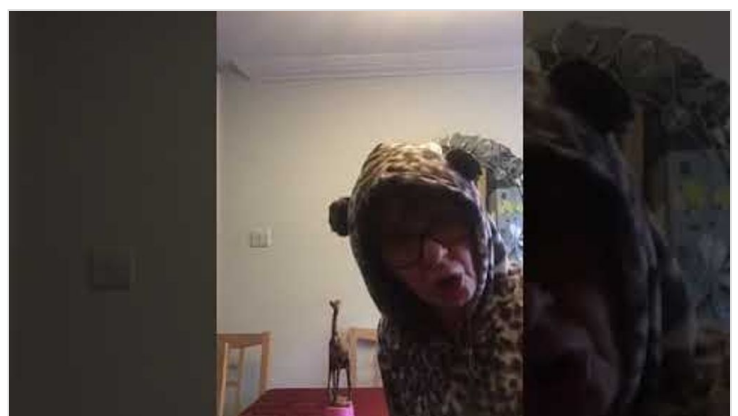
Zoo Animal Sounds Listening Game - Phase 1 Phonics

by Mister Teach

YOUTUBE

Giraffe's can't dance

It's story-time with Sandy and doesn't she look fabulous, maybe you could dress up as your favourite character for World Book Day too!



Giraffes can't dance

by BEYA

YOUTUBE

Activities

Become an Author

Support your child to become an author and write their very own story!

You could even make a book out of folding sheets of paper or card together.

Encourage your child to develop their ideas by thinking about: Who is in their story - the characters?

Where is the story happening? It could be a real life place or a fantasy land.

What happens in the story - at the beginning, middle and end?

You can scribe your child's story in their home made book and ask them to illustrate their story with drawings and mark making.

Your child's story creation could then be enjoyed together as your bed time story that evening!

HAPPY WRITING.



Tray Play- Stories

Using a tray, you can fill it with different malleable resources, to create a small world for story telling play.

If you don't have a tray, alternatively you could use a washing up bowl, a shoe box or even the bath.

You may fill it with rice, pasta, cereal, sand, water, junk modelling, shredded paper, flour, leaves, sticks, or anything else that takes your fancy to create an environment.

Then just add small world figures, animals, dinosaurs, or toy vehicles to support your child to develop a story narrative in their play. This will support your child in developing their imagination and creativity as well as helping them to become independent readers and writers in the future.

If you would like to share your 'Tray Play' story worlds on learning journals we would love to see and hear all about what you have created.



Den Building for Story Sharing

A fun thing to do with your child is making a den for sharing books together, as it's World Book Day there's no time like the present. You can create a simple story den behind a sofa, under a table, using a clothes drier, chairs or a cardboard box.

You can make it a cosy space by using cushions, a rug, blankets, duvets, draping sheets or fabric....and of course, don't forget the books!

Now the exciting part!

You and your child can get inside and share a story together. Listening to a story and looking at pictures stimulate almost every part of a child's brain and learning to read will be much easier if your child has been encouraged to enjoy it. The experience of you spending time with your child will stay with them forever. So have fun and let your imaginations run wild.

We would love to see your creations on your child's learning journals.



Instagram

Don't forget to follow us on instagram for more inspiring ideas.

@brookhillnursery

@hampden_way_nursery

@stmargaretsnurserybarne




Maths Challenge

Dear Zoo - Story -time

Before listening to Dear Zoo have a think about the different sized animals we might find, can you guess which animals fit inside the different shaped containers?

Will it be a small animal, a big animal, a huge animal, a l o n g or short animal?



Dear Zoo

by BEYA

YOUTUBE


Dear Zoo - Maths Activity

Before listening to Dear Zoo have a think about the different sized animals we might find, can you guess which animals fit inside the different shaped containers?

DEAR ZOO AND MATHS

Can you find some different sized boxes or containers at home and find out which of your animals/dinosaurs/cuddly toys will fit inside?

This activity provides a fun way to explore maths. Your child will be prompted to use mathematical language referring to shape, size, colour, and pattern. Encourage your child to estimate which animal will fit inside their chosen containers.



Perhaps you could send us some photos on Learning Journals. Have fun!


Dear Zoo

PDF document

PADLET DRIVE

Wildlife Patterns

Can you match these patterns to the correct wild animals?



Wildlife patterns

PDF document

PADLET DRIVE



Physical Challenge

Funky Fingers

Birds are hungry after the long winter. Let's make some feeders. Thread some cheerios onto string, wool, shoe lace or a pipe cleaner. Tie into a shape and hang onto a tree for birds to enjoy.



Making an Obstacle Course











Movement is really important for overall development. Make an obstacle course indoors or in the garden. Crawl on all fours like your favourite animal, then try walking and last running under chairs, through tunnels, behind and over obstacles.

Outdoors

World Wildlife Day

To celebrate World Wildlife Day take some time to go on a spring time walk. How many of these creatures can you spot in your local park or woodland?

Wildlife Spotting

 er <input type="checkbox"/>	 bluetit <input type="checkbox"/>	 bee <input type="checkbox"/>	 worm <input type="checkbox"/>	 butterfly <input type="checkbox"/>
 etele <input type="checkbox"/>	 caterpillar <input type="checkbox"/>	 centipede <input type="checkbox"/>	 magpie <input type="checkbox"/>	 wood louse <input type="checkbox"/>
 ug <input type="checkbox"/>	 snail <input type="checkbox"/>	 squirrel <input type="checkbox"/>	 ladybird <input type="checkbox"/>	 fly <input type="checkbox"/>
 robin <input type="checkbox"/>	 spider <input type="checkbox"/>			

Wildlife spotting

PDF document

PADLET DRIVE

Supergroups & Makaton

Supergroup

What fun things does Liz have in her box today ?



Supergroups Lockdown 7

by BEYA

YOUTUBE

Makaton

Let’s learn the Makaton sign for bird 🐦



512A3EB9_EAF6_4687_877F_E06242D8273B.MOV

0:28 video

PADLET DRIVE

Makaton

Liz is going to teach us the sign for Giraffe too, maybe you can learn it before listening to Sandy’s story - ‘Giraffes can’t dance’ 🦒



8E40CB86_00EC_48F3_B7AB_57E5B338C4C0.MOV

0:42 video

PADLET DRIVE
